

Town of Grafton Comprehensive Outdoor Recreation Plan Survey



1. Preserving the rural character of the Town of Grafton enhances the value of my property.

| | I DISAGREE VERY MUCH | I DISAGREE | NEUTRAL ON THIS TOPIC | I AGREE | I AGREE VERY MUCH | Rating Average | Response Count |
|--|----------------------|------------|-----------------------|------------|-------------------|----------------|----------------|
| | 1.1% (2) | 2.8% (5) | 7.4% (13) | 31.3% (55) | 57.4% (101) | 4.41 | 176 |
| | answered question | | | | | | 176 |
| | skipped question | | | | | | 1 |

2. Preservation of green space and scenic vistas contribute to a higher quality of life in the Town of Grafton.

| | I DISAGREE VERY MUCH | I DISAGREE | NEUTRAL ON THIS TOPIC | I AGREE | I AGREE VERY MUCH | Rating Average | Response Count |
|--|----------------------|------------|-----------------------|------------|-------------------|----------------|----------------|
| | 1.7% (3) | 1.1% (2) | 8.0% (14) | 32.4% (57) | 56.8% (100) | 4.41 | 176 |
| | answered question | | | | | | 176 |
| | skipped question | | | | | | 1 |

3. Preservation of woodlands and wildlife habitat has a positive impact on the character of our community.

| | I DISAGREE VERY MUCH | I DISAGREE | NEUTRAL ON THIS TOPIC | I AGREE | I AGREE VERY MUCH | Rating Average | Response Count |
|--|-------------------------------|---------------|-----------------------------|---------------|------------------------------|-------------------|-------------------|
| | 0.6% (1) | 1.7% (3) | 5.1% (9) | 35.8% (63) | 56.8% (100) | 4.47 | 176 |
| | answered question | | | | | | 176 |
| | skipped question | | | | | | 1 |

4. Controlling storm water runoff and protecting wetlands is important to me.

| | I DISAGREE VERY MUCH | I DISAGREE | NEUTRAL ON THIS TOPIC | I AGREE | I AGREE VERY MUCH | Rating Average | Response Count |
|--|-------------------------------|---------------|-----------------------------|---------------|-----------------------------|-------------------|-------------------|
| | 1.1% (2) | 2.3% (4) | 14.8% (26) | 31.8% (56) | 50.0% (88) | 4.27 | 176 |
| | answered question | | | | | | 176 |
| | skipped question | | | | | | 1 |

5. Preservation of open land through agricultural use is a benefit to our township.

| | I DISAGREE VERY MUCH | I DISAGREE | NEUTRAL ON THIS TOPIC | I AGREE | I AGREE VERY MUCH | Rating Average | Response Count |
|--|-------------------------------|---------------|-----------------------------|---------------|-----------------------------|-------------------|-------------------|
| | 1.7% (3) | 5.7% (10) | 13.6% (24) | 33.5% (59) | 45.5% (80) | 4.15 | 176 |
| | answered question | | | | | | 176 |
| | skipped question | | | | | | 1 |

6. I feel it is desirable to preserve the majority of the large parcels that are currently undeveloped in the Town of Grafton.

| | I DISAGREE VERY MUCH | I DISAGREE | NEUTRAL ON THIS TOPIC | I AGREE | I AGREE VERY MUCH | Rating Average | Response Count |
|--|-------------------------------|---------------|-----------------------------|---------------|-----------------------------|-------------------|-------------------|
| | 2.3% (4) | 8.5% (15) | 14.7% (26) | 30.5% (54) | 44.1% (78) | 4.06 | 177 |
| | answered question | | | | | | 177 |
| | skipped question | | | | | | 0 |

7. I am pleased that the Town of Grafton has received a "Bird City - Wisconsin" designation.

| | I DISAGREE VERY MUCH | I DISAGREE | NEUTRAL ON THIS TOPIC | I AGREE | I AGREE VERY MUCH | Rating Average | Response Count |
|--|-------------------------------|---------------|-----------------------------|---------------|-----------------------------|-------------------|-------------------|
| | 2.3% (4) | 1.7% (3) | 30.9% (54) | 25.1% (44) | 40.0% (70) | 3.99 | 175 |
| | answered question | | | | | | 175 |
| | skipped question | | | | | | 2 |

8. Passive recreational areas, parks, and trails, both on land and through water access, add to the quality of life in the Town of Grafton.

| | I DISAGREE VERY MUCH | I DISAGREE | NEUTRAL ON THIS TOPIC | I AGREE | I AGREE VERY MUCH | Rating Average | Response Count |
|--|-------------------------------|---------------|-----------------------------|---------------|-----------------------------|-------------------|-------------------|
| | 4.0% (7) | 3.4% (6) | 8.0% (14) | 35.2% (62) | 49.4% (87) | 4.23 | 176 |
| | answered question | | | | | | 176 |
| | skipped question | | | | | | 1 |

9. Passive recreational areas, parks, and trails, both on land and through water access in the Town of Grafton enhance the value of my property.

| | I DISAGREE VERY MUCH | I DISAGREE | NEUTRAL ON THIS TOPIC | I AGREE | I AGREE VERY MUCH | Rating Average | Response Count |
|--|-------------------------------|---------------|-----------------------------|---------------|-------------------------|-------------------|-------------------|
| | 4.0% (7) | 6.3% (11) | 14.4% (25) | 35.6% (62) | 39.7% (69) | 4.01 | 174 |
| | answered question | | | | | | 174 |
| | skipped question | | | | | | 3 |

10. I support development of passive recreational areas, parks, and trails, both on land and through water access in the Town of Grafton with the understanding that there is NO impact on my property taxes to do this.

| | I DISAGREE VERY MUCH | I DISAGREE | NEUTRAL ON THIS TOPIC | I AGREE | I AGREE VERY MUCH | Rating Average | Response Count |
|--|-------------------------------|---------------|-----------------------------|---------------|-------------------------|-------------------|-------------------|
| | 6.3% (11) | 6.8% (12) | 11.9% (21) | 35.8% (63) | 39.2% (69) | 3.95 | 176 |
| | answered question | | | | | | 176 |
| | skipped question | | | | | | 1 |



11. Off-road multi-use recreational trails (used for walking, jogging, biking, dog-walking, snowshoeing, cross-country skiing, and/or horseback riding) contribute to a higher quality of life in the Town of Grafton.

| | I DISAGREE VERY MUCH | I DISAGREE | NEUTRAL ON THIS TOPIC | I AGREE | I AGREE VERY MUCH | Rating Average | Response Count |
|-------------------|-------------------------------|---------------|-----------------------------|---------------|-----------------------------|-------------------|-------------------|
| | 5.7% (10) | 5.7% (10) | 13.7% (24) | 34.3% (60) | 40.6% (71) | 3.98 | 175 |
| answered question | | | | | | | 175 |
| skipped question | | | | | | | 2 |

12. Off-road multi-use recreational trails (used for walking, jogging, biking, dog-walking, snowshoeing, cross-country skiing, and/or horseback riding) enhance the value of my property.

| | I DISAGREE VERY MUCH | I DISAGREE | NEUTRAL ON THIS TOPIC | I AGREE | I AGREE VERY MUCH | Rating Average | Response Count |
|-------------------|-------------------------------|---------------|-----------------------------|-----------------------------|-------------------------|-------------------|-------------------|
| | 6.9% (12) | 8.6% (15) | 18.9% (33) | 34.3% (60) | 31.4% (55) | 3.75 | 175 |
| answered question | | | | | | | 175 |
| skipped question | | | | | | | 2 |

13. I am aware that the Town of Grafton has begun to develop a multi-use recreational trail.

| | | Response Percent | Response Count |
|-------------------|---|---------------------|-------------------|
| YES |  | 52.8% | 93 |
| NO |  | 47.2% | 83 |
| answered question | | | 176 |
| skipped question | | | 1 |



14. Increasing the number of bike paths and bike lanes in the Town of Grafton would add to the quality of life.

| | I DISAGREE VERY MUCH | I DISAGREE | NEUTRAL ON THIS TOPIC | I AGREE | I AGREE VERY MUCH | Rating Average | Response Count |
|-------------------|-------------------------------|---------------|-----------------------------|-----------------------------|-------------------------|-------------------|-------------------|
| | 8.0% (14) | 10.9% (19) | 21.1% (37) | 30.9% (54) | 29.1% (51) | 3.62 | 175 |
| answered question | | | | | | | 175 |
| skipped question | | | | | | | 2 |



15. Increasing the number of bike paths and bike lanes in the Town of Grafton would enhance the value of my property.

| | I DISAGREE VERY MUCH | I DISAGREE | NEUTRAL ON THIS TOPIC | I AGREE | I AGREE VERY MUCH | Rating Average | Response Count |
|-------------------|-------------------------------|---------------|-----------------------------|---------------|-------------------------|-------------------|-------------------|
| | 7.5% (13) | 17.2% (30) | 27.6% (48) | 24.7% (43) | 23.0% (40) | 3.39 | 174 |
| answered question | | | | | | | 174 |
| skipped question | | | | | | | 3 |



16. Are there any children living in your household?

| | | Response Percent | Response Count |
|-------------------|--|---------------------|-------------------|
| YES |  | 26.9% | 47 |
| NO |  | 73.1% | 128 |
| answered question | | | 175 |
| skipped question | | | 2 |



17. Are there any farming or agriculture-related activities present on your property?

| | | Response Percent | Response Count |
|-------------------|--|------------------|----------------|
| YES |  | 12.0% | 21 |
| NO |  | 88.0% | 154 |
| answered question | | | 175 |
| skipped question | | | 2 |



18. Do you or anyone in your household grow your own food on your property in the Town of Grafton?

| | | Response Percent | Response Count |
|-------------------|--|------------------|----------------|
| YES |  | 43.4% | 76 |
| NO |  | 56.6% | 99 |
| answered question | | | 175 |
| skipped question | | | 2 |



19. Does anyone in your household do fitness or recreational walking/jogging now or plan to in the future?

| | | Response Percent | Response Count |
|-------------------|--|------------------|----------------|
| YES |  | 87.9% | 153 |
| NO |  | 12.1% | 21 |
| answered question | | | 174 |
| skipped question | | | 3 |



20. Does anyone in your household ride bicycles now or plan to in the future?

| | | Response Percent | Response Count |
|-------------------|--|------------------|----------------|
| YES |  | 72.0% | 126 |
| NO |  | 28.0% | 49 |
| answered question | | | 175 |
| skipped question | | | 2 |



21. Does anyone in your household cross-country ski or snowshoe now or plan to in the future?

| | | Response Percent | Response Count |
|-------------------|--|------------------|----------------|
| YES |  | 42.2% | 73 |
| NO |  | 57.8% | 100 |
| answered question | | | 173 |
| skipped question | | | 4 |







22. Does anyone in your household canoe or kayak now or plan to in the future?

| | | Response Percent | Response Count |
|-------------------|---|------------------|----------------|
| YES |  | 46.8% | 81 |
| NO |  | 53.2% | 92 |
| answered question | | | 173 |
| skipped question | | | 4 |

23. Does anyone in your household own a horse or participate in horseback riding now or plan to in the future?

| | | Response Percent | Response Count |
|-------------------|--|------------------|----------------|
| YES |  | 12.6% | 22 |
| NO |  | 87.4% | 152 |
| answered question | | | 174 |
| skipped question | | | 3 |

24. I would like to have more information through the Town of Grafton on environmental protection and enhancement opportunities for my property (i.e. native plantings, rain gardens, conservation easements, invasive weed control). If "yes" please fill out information below. If "no" please continue to the next question.

| | | Response Percent | Response Count |
|-------------------|--|------------------|----------------|
| Name: |  | 98.0% | 48 |
| Address: |  | 98.0% | 48 |
| City/Town: |  | 98.0% | 48 |
| ZIP: |  | 98.0% | 48 |
| Email Address: |  | 98.0% | 48 |
| Phone Number: |  | 73.5% | 36 |
| answered question | | | 49 |
| skipped question | | | 128 |

25. I am interested in information on placing a conservation easement on my property (larger land owners only). If "yes" please fill out information below. If "no" please continue to the next question.

| | | Response Percent | Response Count |
|----------------|----------------------|-------------------|----------------|
| Name: | <input type="text"/> | 100.0% | 1 |
| Address: | <input type="text"/> | 100.0% | 1 |
| City/Town: | <input type="text"/> | 100.0% | 1 |
| ZIP: | <input type="text"/> | 100.0% | 1 |
| Email Address: | <input type="text"/> | 100.0% | 1 |
| Phone Number: | <input type="text"/> | 100.0% | 1 |
| | | answered question | 1 |
| | | skipped question | 176 |

26. How long have you resided in the Town of Grafton?

| | | Response Percent | Response Count |
|-----------------|----------------------|-------------------|----------------|
| zero to 3 years | <input type="text"/> | 12.1% | 21 |
| 4 to 10 years | <input type="text"/> | 17.9% | 31 |
| over 10 years | <input type="text"/> | 69.9% | 121 |
| | | answered question | 173 |
| | | skipped question | 4 |

27. For verification purposes, please enter the first four characters of your address (i.e. if your address is 123 Main Street, you would enter "123M")

| | Response Count |
|--------------------------|---------------------------|
| | 175 |
| answered question | 175 |
| skipped question | 2 |